





Selection Guide

Selection Guide: RTE, GT3A, GT3D, and GT3F Series

Series Model	RTE	GT3A	GT3D	GT3F
Page	798	805	813	826
Appearance				
Mode of Operation	ON-delay Interval OFF-delay One-shot Cycle (ON first) Cycle (OFF first) Signal OFF delay Signal ON/OFF delay	ON-delay Interval OFF-delay One-shot Cycle (off first) Cycle (on first) Signal OFF delay Signal ON/OFF delay	ON-delay Interval One-shot One-shot ON delay Cycle Signal OFF delay Signal ON/OFF delay	True OFF-delay
Time Range	0.1 second to 600 hrs	0.1 second to 180 hrs	0.01 second to 99.9 hrs	0.1 to 600 seconds
Contact Configuration	DPDT	SPDT, DPDT	SPDT, DPDT	SPDT, DPDT
Repeat Accuracy	±0.25% maximum	±0.2% maximum	±0.3% maximum	±0.4% maximum
Contact Load Rating (resistive)	10A, 240V AC	SPDT: 3A, 250V AC DPDT: 5A, 240V AC	SPDT: 3A, 250V AC DPDT: 5A, 240V AC	5A, 250V AC
Available Operating Voltage	100-240V AC 12V DC 24V AC/DC	100 to 240V AC 12V DC 24V AC/DC	100 to 240V AC 24V AC/DC	100 to 240V AC 24V AC/DC
Approvals	UL Listed c-uL Listed TUV CE	UL Listed c-uL Listed CE	UL recognized TUV CSA CE	UL Listed c-uL Listed CE

- 1. For Timing Diagrams Overview, see page 794.
- 2. For all series specific instructions, accessories, and dimensions, see the individual series section.

Switches & Pilot Lights

Display Lights

Relays & Sockets






Timers

Terminal Blocks

Circuit Breakers

Selection Guide

Selection Guide: RTE, GT3A, GT3D, and GT3F Series

Series Model	GT3S	GT3W	GE1A	GT5P	GT5Y
Page	831	834	844	848	853
Appearance					
Mode of Operation	Star-Delta	Sequential start ON-delay Recycler and instantaneous Recycler OFF start Recycler ON start Interval Interval ON delay Sequential interval	ON-delay	ON-delay	ON-delay
Time Range	Star side: 0.05s to 100s Star-delta Switching Time: 0.05, 0.1, 0.25, 0.5 seconds	0.1s to 300 hrs	0.1s to 10 hrs	0.1s to 10 minutes	0.1s to 1 hour
Contact Configuration	SPST-NO	DPDT	SPDT, DPDT	SPDT	DPDT, 4PDT
Repeat Accuracy	±0.2% maximum	±0.2% maximum	±0.2% maximum	±0.2% maximum	±0.2% maximum
Contact Load Rating (resistive)	5A, 250V AC/30VDC	3A, 250V AC 5A, 120V AC/30V DC	5A, 240V AC	5A, 250V AC	5A, DPDT: 250V AC 3A, 4PDT: 250V AC
Available Operating Voltage	100 to 240V AC	100 to 240V AC 12V DC 24V AC/DC	24V AC/DC 110 to 120V AC 220 to 240V AC	100 to 120V AC 200 to 240V AC 12V DC 24V DC	100 to 120V AC 200 to 240V AC 12V DC 24V DC 24V AC
Approvals	UL Listed c-uL Listed CE	UL Listed c-uL Listed CE	UL Listed c-uL Listed TUV CE	UL recognized TUV CSA CE	UL Listed c-uL Listed CE

- 1. For Timing Diagrams Overview, see page 794..
- 2. For all series specific instructions, accessories, and dimensions, see the individual series section.

Switches & Pilot Lights

Display Lights

Relays & Sockets

Timers

Terminal Blocks

Circuit Breakers